

Annual Report



Fiscal Year 2009 ~ 2010

Westport Police Department
Annual Report
Fiscal Year 2009 ~2010

Produced by

Officer Michael J. Guman ~ Computer Systems Analyst

Under the command of

Captain Samuel Arciola ~ Staff Division Commander

With the assistance of

Joyce Cruz ~ Records Clerk

Suni Cruz ~ Records Clerk

Soncha Chung ~ Records Clerk

Janet Stefan ~ Records Clerk

The Westport Police Department

Alfred R. Fiore ~ Chief of Police

Deputy Chief
Dale E. Call
EMS Director

Captain
Samuel Arciola
Staff Commander

Captain
Fotios Koskinas
Line Commander

Lieutenant
Arthur Belile
Shift Commander

Lieutenant
John Calka
Shift Commander

Lieutenant
Jeremiah Shannon
Shift Commander

Lieutenant
Vincent Penna
Detective
Commander

Patrol Supervisors

Sergeant
John Pitoniak

Sergeant
Richard Frazier

Sergeant
David Farrell

Sergeant
Michael Hayes

Sergeant
Jill Ruggiero

Sergeant
Eric Woods

Desk Officers

Michael Guman
Karen Farrar

David Baxter

Donald Rice
Craig Kupson

Detectives

John Rocke
Jillian Cabana

Philip Restieri
William Harsche

George Taylor
Sereniti Dobson

Public Safety Officers

John Parisi

Linda Vena

Christopher Proudfoot

Officers

Richard Failla
Michael Gudzik
Robert Myer
Ryan Paulsson
Flor Dunn
Edward Batlin
David Librandi
Richard Bagley
Alan D'Amura
Aldo Biagiotti
Erin Shaw
Wilgins Altera
Scott Morrison

Manuel Sylvia
John Cabral
Kevin Smith
Sean Kelley
Adam McLarin
Marc Heinmiller
Albert Nowinski
Anthony Prezioso
Charles Allen
Casey Mezerewski
Sharon Russo
John Lachioma
Michael Ruttenber

Stephen Pritchard
Mark Pocius
Anthony Falbo
David Wolf
Anastasia DeLuca
Howard Simpson
Thomas Casimiro III
Charles Carr
Craig Bergamo
Matthew Gouveia
Frank Masi
James Loomer
Paul Wargo

E.M.S. Crew Chiefs

Mark Blake
Richard Baumblatt

Marc Hartog
Kevin Doherty

Eric Hebert
Michael Salvatore

Civilian Personnel

Carol Cody
Soncha Chung
Humberto Figueroa
K.C. Chapdelaine

Joyce Cruz
Suní Cruz
Lynn Marshall

Carmen Figueroa
Janet Stefan
Margaret Murray
Kathleen Suchy

Special Officers

Richard Bayuk
Theodore Giannitti
Robert Lopiano

Peter D'Amico
Richard Giunta
Daverin Mortensen
Ray Tienken

Edward Frawley
Frederick Kellogg
Allen Mutrynowski

Traffic Agents

Christian Antedomenico
Sean Campbell
Salvatore Giannitti
Marc Hartog
Douglas Meier
Robert Pocius
Paul Tolentino
David Wolvovsky

Robert Bland
John Cornacchio
Barry Goldstein
Andrew Lawrence
James Neary
Howard Robinson
Jonathan Turk

Paul Byron
Marjorie Costa
Marlon Gordon
Kevin Lippert
Douglas Petrie
Joseph Saponare
Gerald Waldron
James Zuercher

Animal Control Officers

Peter D'Amico

Joseph Saponare

School Crossing Guards

Carl Mutrynowski
Pat Tower

Fred Kellogg
David Parise

Vicki Slingo
Yakov Berenstein

Community Emergency
Response Team

Mike Boyle
Robert Cantor
Bruce Dixon
Ann Marie Flynn
Ann Glaser
Zulema Heidelberg
Pamela Joseph
Mark Lindwall
Nizarali Nadirali
Bill Pasqua
Susan Rosen
Al Sultan
Thomas van Riper

Shari Brennan
Joseph Caruso
Fay Farquhar
Tom Genetti
William Green
Myra Hess
Larry Kleinman
Elizabeth Love
Kris Nash
Barbara Phillips
Veronica Rynn
Felice Sussman
Juanita Visconti

Andree Brooks
George Corey
Edward Fitzgerald
Robert Gerber
Ernest Heidelberg
Antonio Jaramillo
Kimberly Lake
Mark Modzelewski
Simone Neri-Riley
Joan Poster
Betty Stroll-Pass
Vance Tiede
Kerstin Warner

C.E.R.T. Advisors

Thomas Lenart

Richard Frazier
Jay Paretzky

Robert Kepchar

Westport Police Department

Calls for Service Breakdown Report

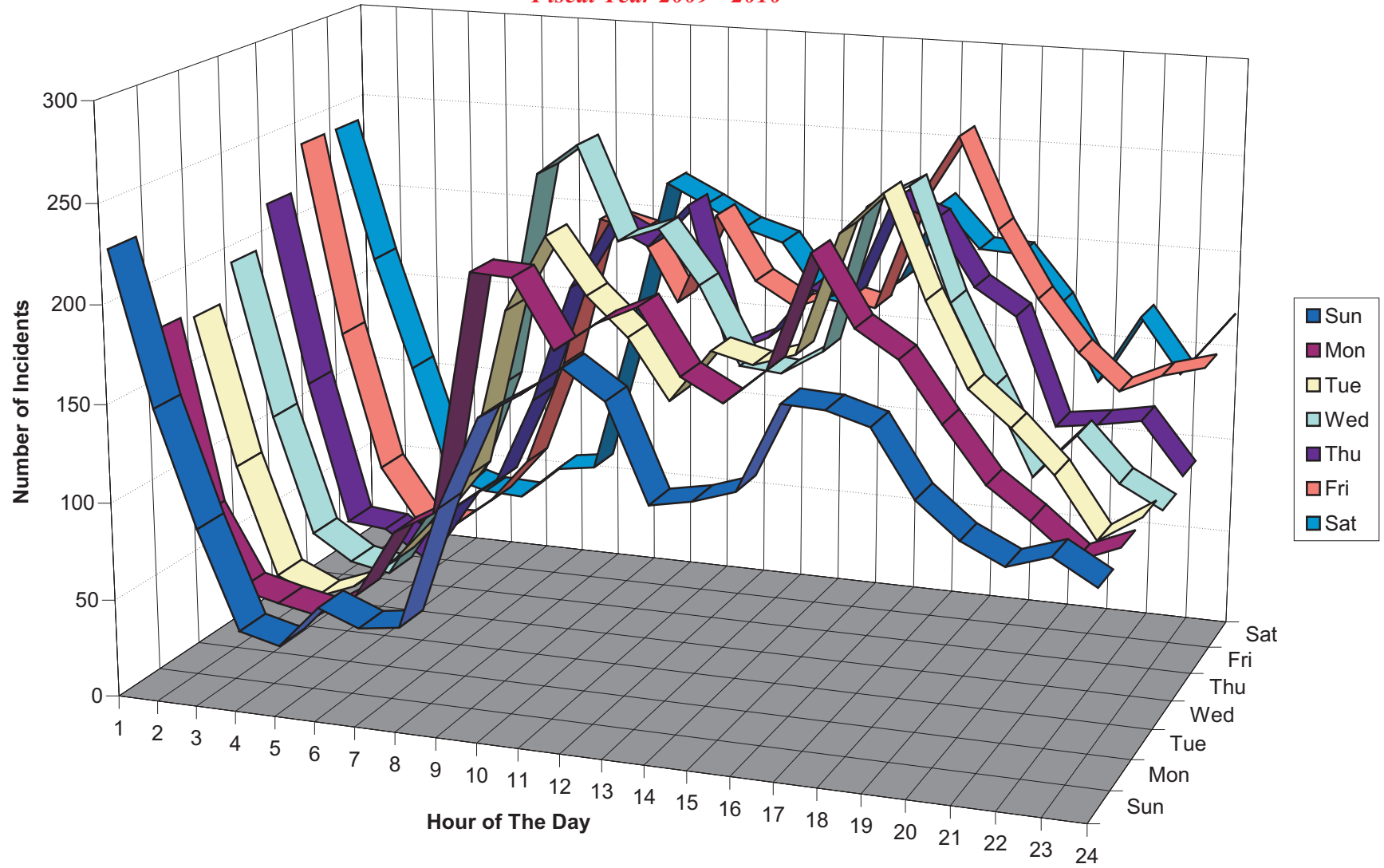
Fiscal Year 2009 - 2010

Time Block	Sun	Mon	Tue	Wed	Thu	Fri	Sat	Total
0000 to 0059	226	175	172	191	213	237	237	1451
0100 to 0159	148	81	95	110	117	134	166	851
0200 to 0259	89	45	39	49	43	61	106	432
0300 to 0359	39	40	30	36	41	32	46	264
0400 to 0459	34	36	38	32	28	33	40	241
0500 to 0559	56	49	53	64	59	49	39	369
0600 to 0659	48	84	76	84	74	73	57	496
0700 to 0759	51	96	103	139	120	129	60	698
0800 to 0859	113	219	190	250	182	209	136	1299
0900 to 0959	160	218	229	266	217	204	221	1515
1000 to 1059	173	184	201	219	207	168	211	1363
1100 to 1159	188	199	182	227	230	216	200	1442
1200 to 1259	174	209	152	200	155	183	194	1267
1300 to 1359	126	177	179	161	165	171	166	1145
1400 to 1459	130	166	174	159	192	179	163	1163
1500 to 1559	137	184	181	172	189	174	178	1215
1600 to 1659	181	242	242	246	240	231	221	1603
1700 to 1759	180	208	263	258	232	266	199	1606
1800 to 1859	174	195	213	202	200	220	198	1402
1900 to 1959	142	166	172	161	187	186	173	1187
2000 to 2059	125	139	155	119	133	160	134	965
2100 to 2159	115	124	134	142	136	142	170	963
2200 to 2259	122	107	104	120	140	152	142	887
2300 to 2359	110	116	118	109	114	158	169	894
Totals-->	3041	3459	3495	3716	3614	3767	3626	24718

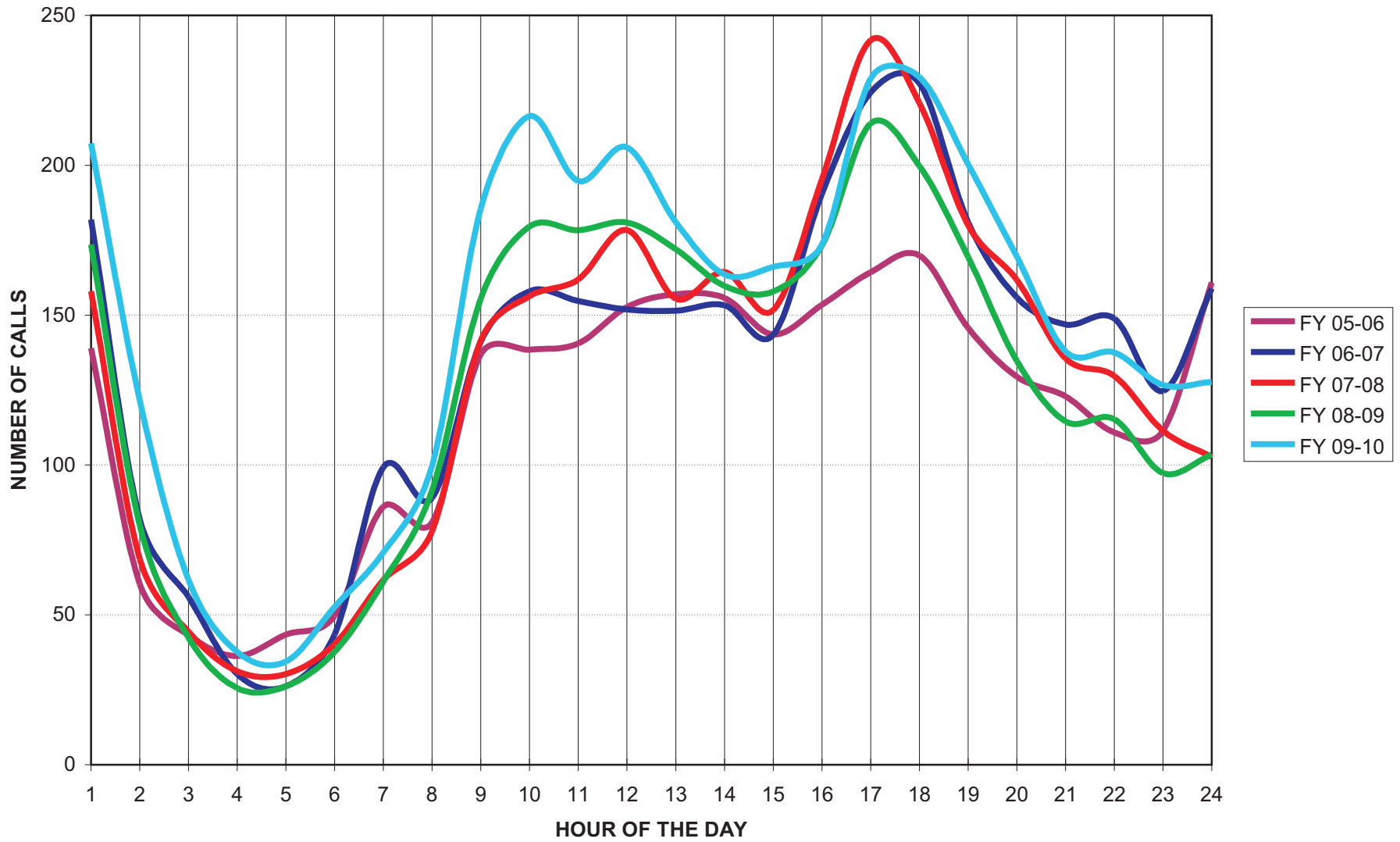
Calls for Service

Hourly Comparison

Fiscal Year 2009 - 2010



AVERAGE CALLS FOR SERVICE



Westport Police Department

Incident Statistics Report

Incidents Investigated Between 07/01/2009 and 06/30/2010

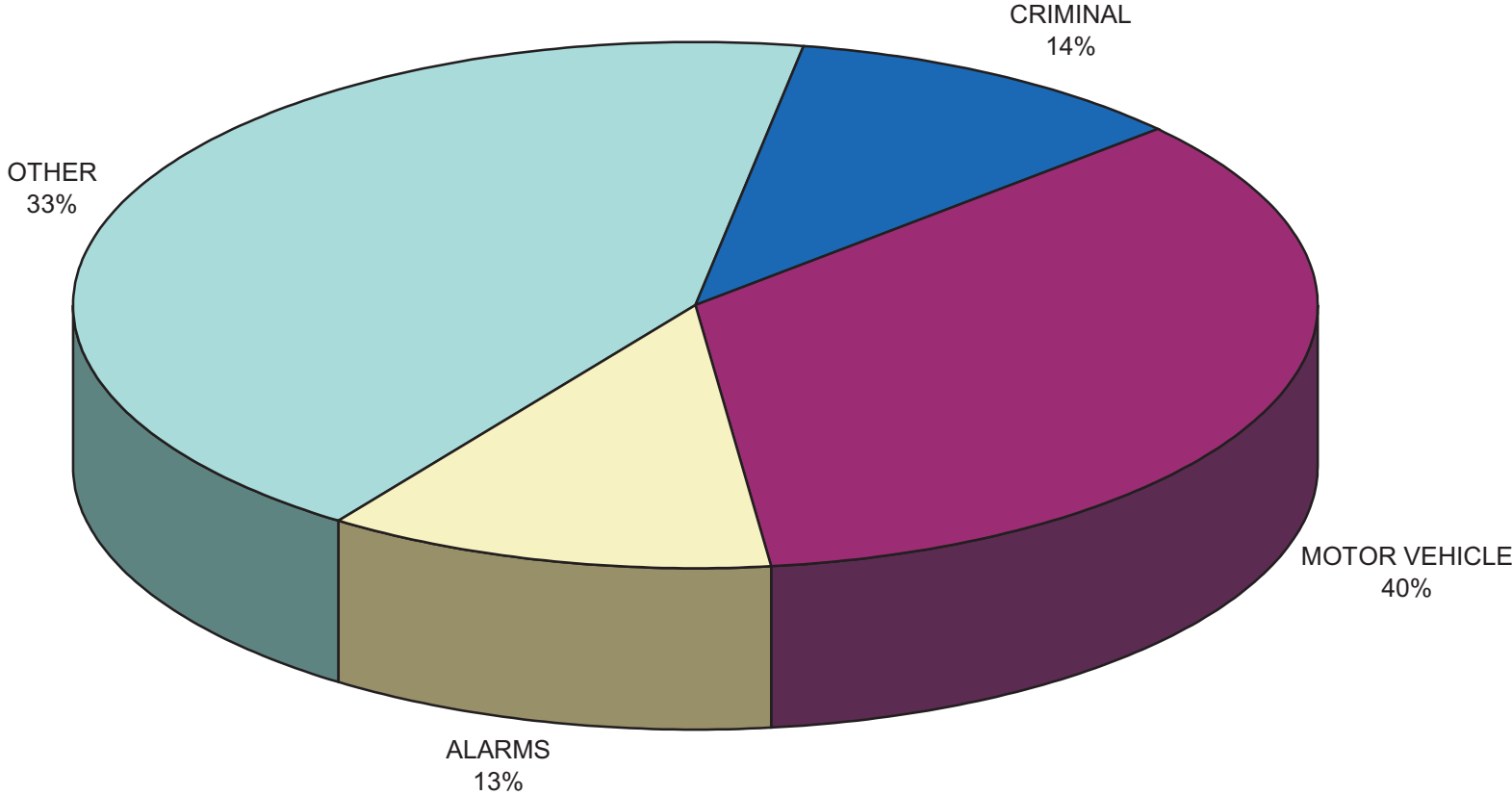
5	911 Information Correction	2	Indecent Exposure (Flashing)	29	Prowlers
0	Aircraft Complaints	0	Injuries, Civilian	238	Public Safety Details
2893	Alarms	29	Injuries, Officers	7	Request for Information
1995	Ambulance Requests	444	Investigations for Other Depts.	4	Robbery
559	Animal Complaints	388	Larceny	667	Selective Enforcement Details
371	Are You OK? / Check Welfare	23	Liquor Violations	11	Sex Offenses (Contact)
0	Arson	0	M.V. Abandoned/Towed	0	Solicitors
18	Assault	3	M.V. Accidents, Fatal	13	Stolen Motor Vehicle
0	Bicycle Accidents	1316	M.V. Accidents, No Injuries	0	Stolen Motor Vehicle, Recovered
0	Bomb Threats	69	M.V. Accidents, With Injuries	3	Suicide
150	Breach of Peace	132	Marine Incidents	28	Suicide, Attempted/Threatened
52	Burglary	1681	Miscellaneous Public Service	456	Suspicious Persons/Cars
10	Burglary, Attempted	50	Missing Persons	0	Tobacco Enforcement
28	Checks	7163	Motor Vehicle Complaints	10	Town Ordinance/Beach
9	Child Abuse/Unattended	0	Murder	30	Trespassing
75	Civil Complaints	19	Narcotics	0	Unclaimed Vehicle
571	Dangerous Roads/Sidewalks	7	Natural Deaths	137	Vandalism
1	Dangerous Weapons	182	Noise Complaint	39	Vandalism, Mailboxes
106	Domestics	107	Open Doors/Windows	0	Violation of Probation
23	Dumping-Littering	3898	Other Unclassified	223	Wanted Persons
29	Fires (Not Arson)	0	Parking Complaints	0	Zoning Violations
0	Fireworks	0	Parking, Handicap		
77	Harassment	65	Police Equipment Damage		
5	Hunting	11	Police Information		
48	Identity Theft	122	Property, Found		
0	Immobilized Vehicles (Booted)	64	Property, Lost		

Total Incidents Reported: 24688
Average Incidents per Day: 68

Westport Police Department

Distribution of Activity

Fiscal Year 2009 - 2010



Westport Police Department

Arrest Statistics Report

From 07/01/2009 to 06/30/2010

Criminal Arrests

0	Arson
17	Assault
9	Checks
10	Burglary
3	Fugitive
0	Gambling
1	Homicide
1	Indecent Exposure
118	Larceny
58	Liquor Violations
149	Narcotics
280	Other Unclassified
9	Robbery
2	Sex Offenses (Contact)
31	Trespassing
14	Vandalism
0	Vandalism, Mailboxes
0	Violation of Probation
0	Weapons in a Motor Vehicle
110	Breach of Peace
3	Weapons on Person
7	Town Ordinance Violations
822	Total Criminal

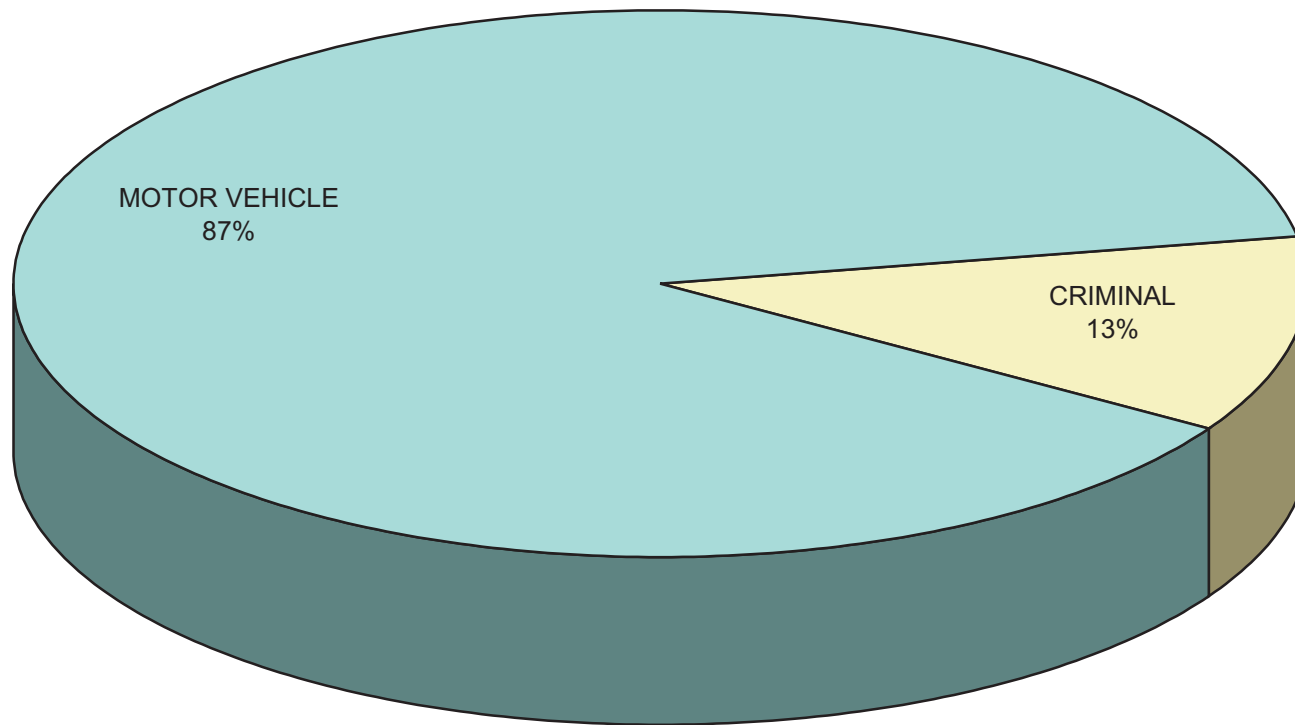
Motor Vehicle Arrests

457	Cell Phone Use While Driving
132	DWI
322	Equipment Use Violations
16	Evading Responsibility
77	Following Too Closely
55	Improper Lane
42	Improper Turns
431	Insurance Violations
121	License Violations
190	Misuse of Plates/License
3	One Way Street
497	Other Unclassified
42	Passing Violations
12	Pursuit
11	Reckless Driving
296	Red Light
1774	Registration Violations
28	Right of Way Violations
18	School Bus Violations
322	Seat Belt / Child Seat
621	Speed Violations
46	STC Signs
315	Stop Signs
380	Suspension Violations
6208	Total Motor Vehicle

Westport Police Department

Distribution of Arrests

Fiscal Year 2009 - 2010



Fiscal Year 2008/2009			Fiscal Year 2009/2010			CATEGORY
NUMBER	INC/DEC	PERCENT	NUMBER	INC/DEC	PERCENT	
2763	-374	-11.92%	2893	130	4.71%	ALARMS
1903	-86	-4.32%	1995	92	4.83%	AMBULANCE REQ.
16	2	14.29%	18	2	12.50%	ASSAULT
1	-6	-85.71%	10	9	900.00%	BEACH COMPLAINTS
190	-47	-19.83%	150	-40	-21.05%	BREACH
74	14	23.33%	52	-22	-29.73%	BURGLARY
8	2	33.33%	7	-1	-12.50%	DEATH
102	16	18.60%	106	4	3.92%	DOMESTIC
24	-4	-14.29%	29	5	20.83%	FIRE CALLS
0	-24	-100.00%	0	0		FIREWORKS
395	37	10.34%	388	-7	-1.77%	LARCENY
0	0		0	0		MURDER
1348	-185	-12.07%	1388	40	2.97%	MV. ACC
6612	817	14.10%	7163	551	8.33%	MV. COMPS
16	5	45.45%	19	3	18.75%	NARCOTICS
80	-16	-16.67%	77	-3	-3.75%	PHONE CALLS
32	-17	-34.69%	29	-3	-9.38%	PROWLERS
2916	1748	149.66%	2143	-773	-26.51%	PUB. SERVICE
7	3	75.00%	4	-3	-42.86%	ROBBERY
8	-2	-20.00%	13	5	62.50%	SEX OFFENSES
20	4	25.00%	13	-7	-35.00%	STOLEN MV.
0	-2	-100.00%	3	3	300.00%	SUICIDE
27	-11	-28.95%	30	3	11.11%	TRESPASSING
196	8	4.26%	176	-20	-10.20%	VANDALISM
16738	1882	12.67%	16706	-32	-0.19%	

Westport Police Department
Written Warnings
Fiscal Year 2009~2010

Written Warnings issued for Motor Vehicle Offenses

July 2009	119
August 2009	157
September 2009	154
October 2009	111
November 2009	142
December 2009	91
January 2010	48
February 2010	48
March 2010	48
April 2010	98
May 2010	147
June 2010	118
Total	1281

Westport Emergency Medical Service
Fiscal Year 2009~2010

Patient Report

	FY 2008-2009	FY 2009-2010		FY 2008-2009	FY 2009-2010
July	214	225	Norwalk Hospital	1569	1700
August	186	243	Bridgeport Hospital	49	45
September	191	226	St. Vincent's Hospital	62	62
October	181	217	Other Hospitals	0	0
November	180	206	Total number transported	1680	1807
December	216	165			
January	193	176	Westport Residents	1047	1155
February	164	176	Non-Residents	633	652
March	178	203			
April	192	180	Male	774	857
May	179	212	Female	906	950
June	203	212			
Total number of patients	2277	2441	65 years of age or less	922	1010
			Over 65 years of age	758	797
Patients who refused or canceled	597	634			

Financial Report

	FY 2007-2008	FY 2008-2009	FY 2009-2010
Total Billed	\$1,079,248	\$1,136,665	\$1,335,634
Payments received on this year's billing	\$590,626	\$622,908	\$673,936
Contractual allowance (Medicare & Medicaid)	\$(182,081)	\$(202,965)	\$(253,227)
Outstanding	\$306,541	\$310,792	\$408,471
Total Deposited in General Account	\$719,884	\$829,072	\$827,713
Total Paid to VEMS	\$77,550	\$80,400	\$77,100

Police Department Income

Fiscal Year 2009~2010

Parking Ticket Income

RR Parking Income

<i>MONTH</i>	<i>PARKING VIOLATIONS</i>	<i>RR PARKING FEES</i>	<i>TOTAL</i>
July	\$16,110.00	\$33,720.00	\$49,830.00
August	\$12,245.00	\$26,744.00	\$38,989.00
September	\$15,239.00	\$34,625.00	\$49,864.00
October	\$13,667.50	\$26,485.00	\$40,152.50
November	\$13,557.50	\$24,446.00	\$38,003.50
December	\$15,981.50	\$9,672.00	\$25,653.50
January	\$15,269.00	\$10,647.50	\$25,916.50
February	\$16,864.50	\$31,703.00	\$48,567.50
March	\$16,679.00	\$35,548.00	\$52,227.00
April	\$14,018.50	\$27,558.00	\$41,576.50
May	\$14,694.50	\$26,200.00	\$40,894.50
June	\$13,823.00	\$21,743.00	\$35,566.00
<i>Average/Month</i>	<i>\$14,845.75</i>	<i>\$25,757.63</i>	<i>\$40,603.38</i>
TOTAL	\$178,149.00	\$309,091.50	\$487,240.50

Rentals	\$53,986.60
Permits	\$819,431.25
Fees	\$309,091.50

False Alarm Ordinance Income

Registrations	\$13,460.00
Fines	\$47,275.00

E.M.S. Income

Payments	\$827,713.00
----------	--------------

Records Income

Records & Permits	\$6,000
-------------------	---------

Other Income

Vehicles on Construction Sites	Not supplied
Infraction Reimbursement	Not supplied

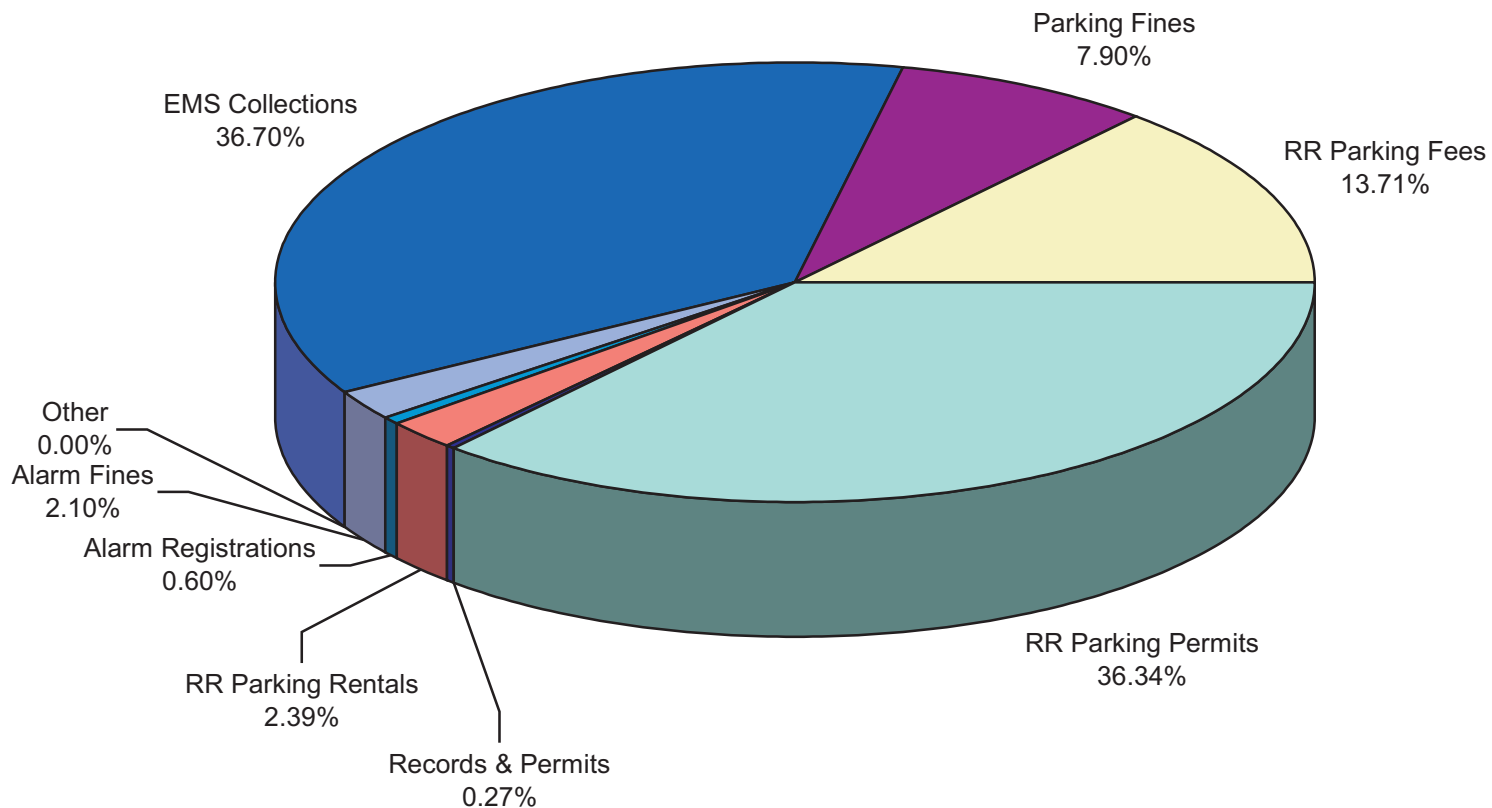
Totals

General Fund	\$1,072,597.00
RR Parking	\$1,182,509.35
Grand Total	\$2,255,106.35

Westport Police Department

Division of Revenue Earnings

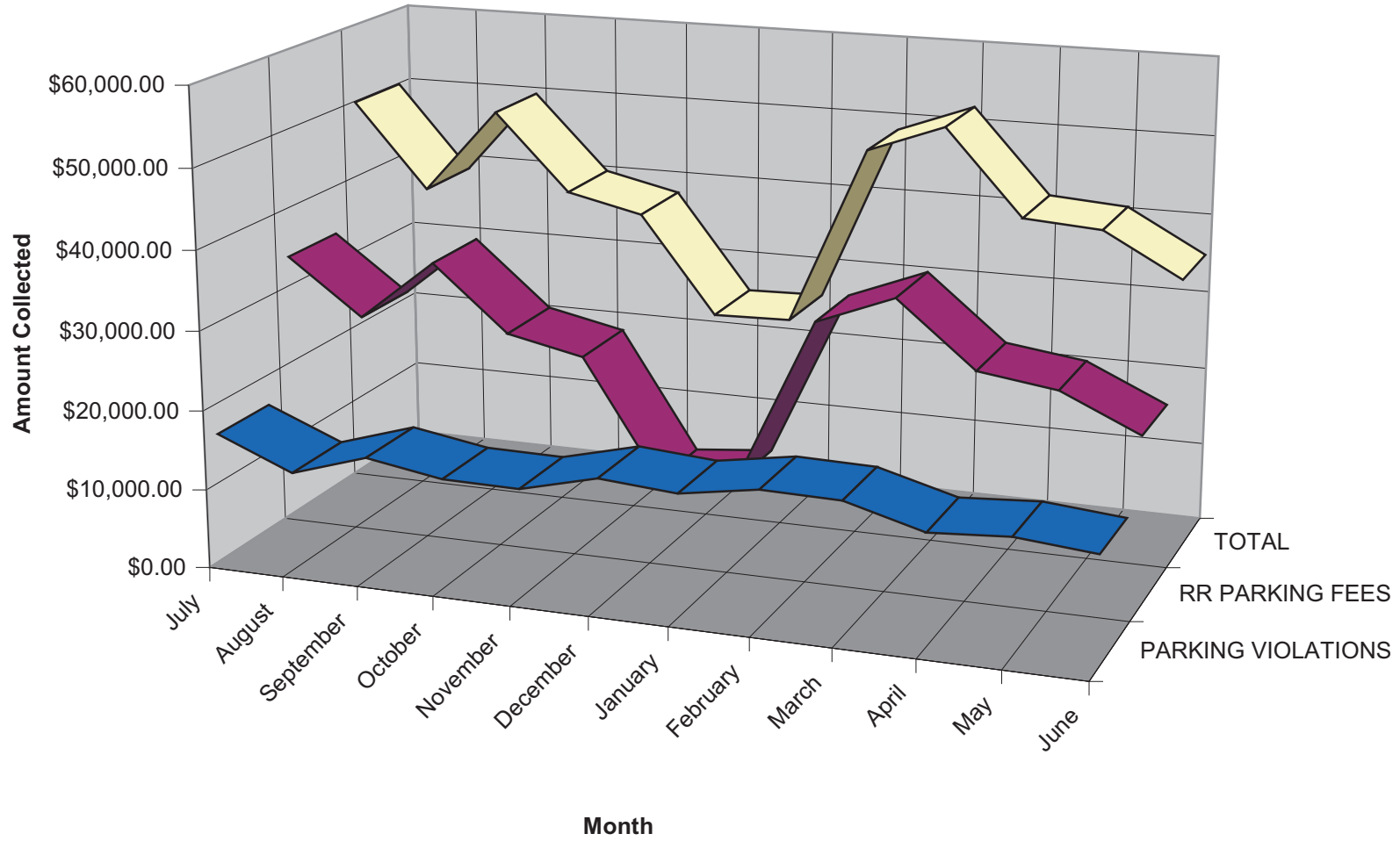
Fiscal Year 2009-2010



Westport Police Department

Revenue from Parking Tickets

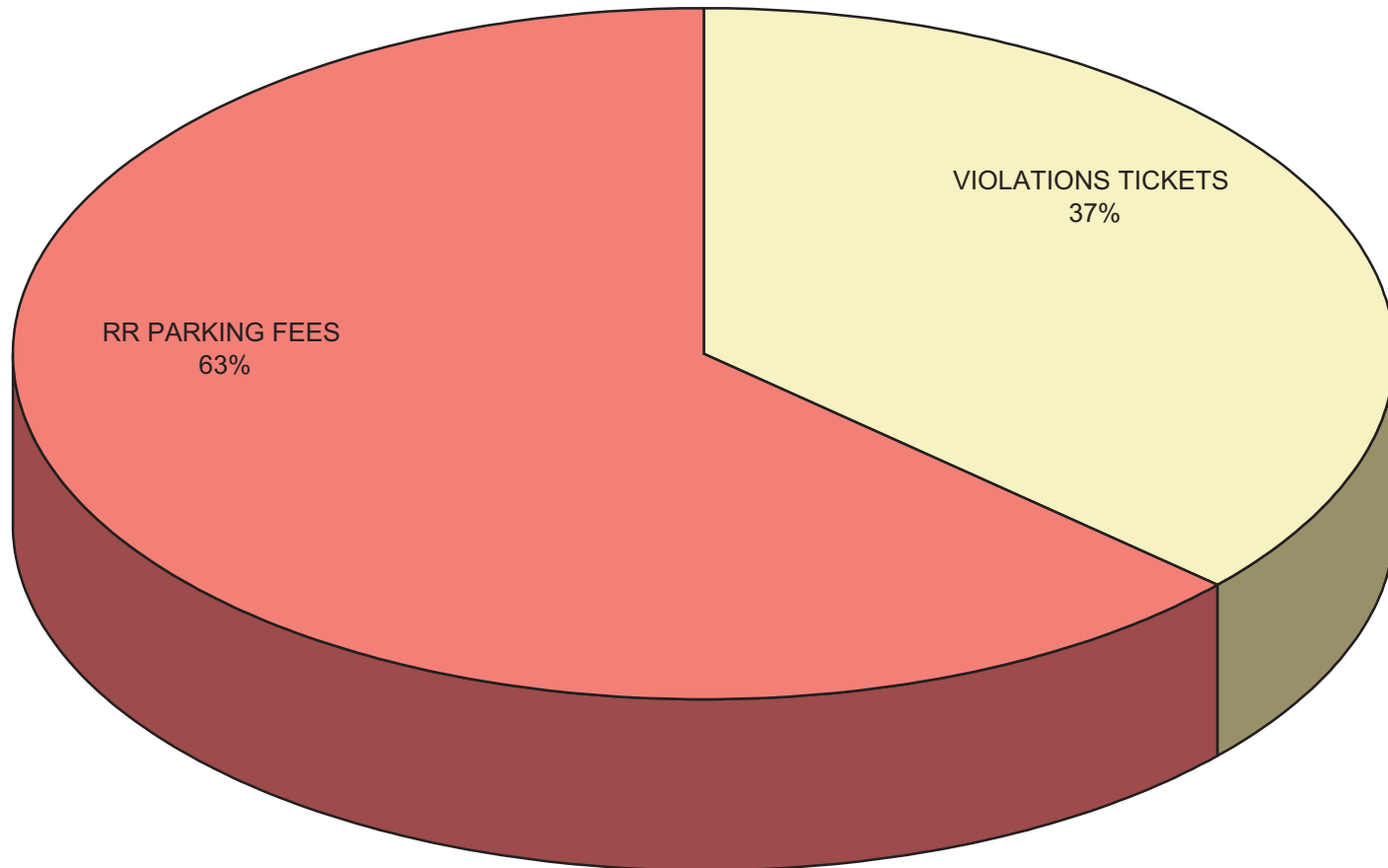
Fiscal Year 2009-2010



Westport Police Department

Division of Ticket Revenue

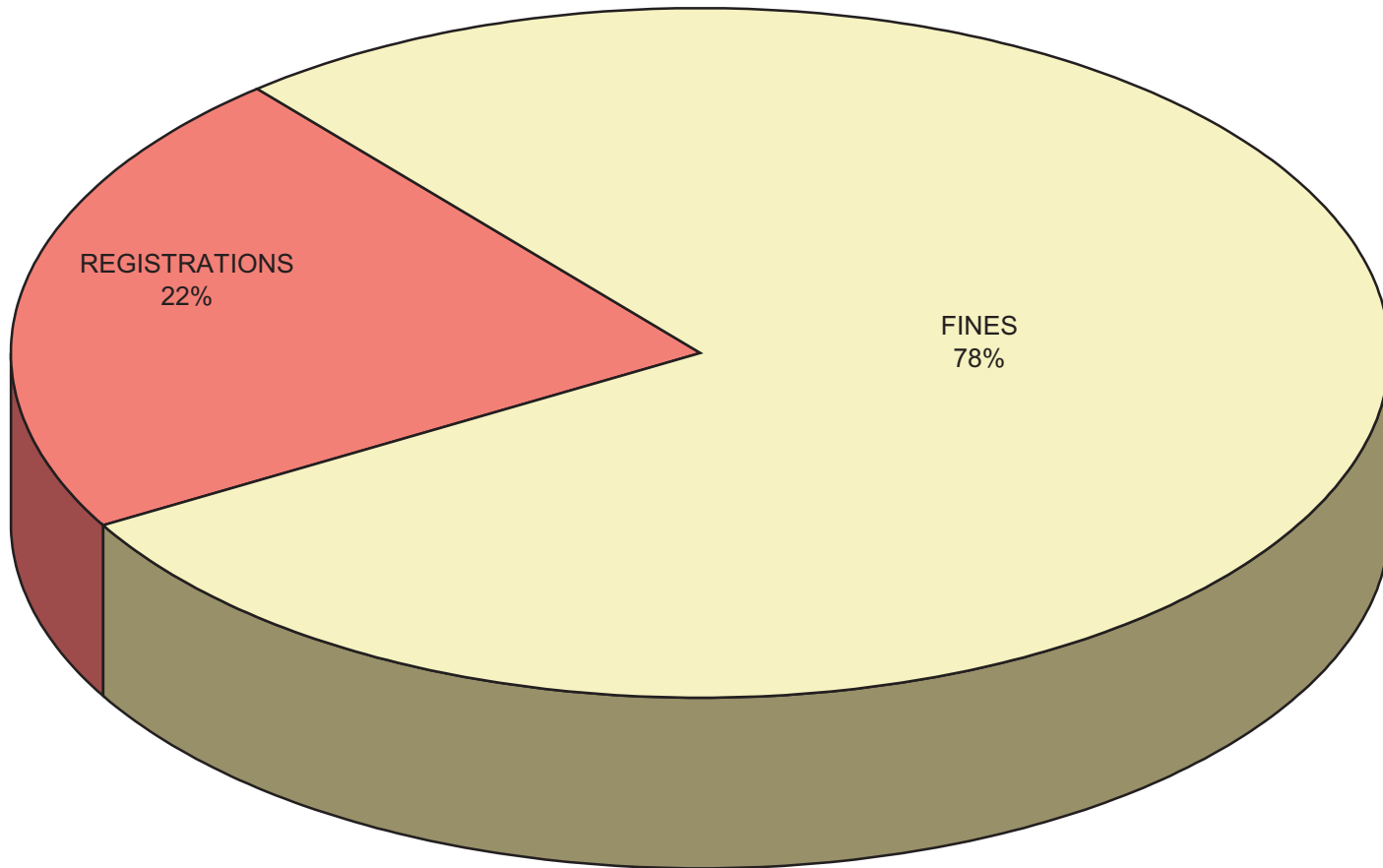
Fiscal Year 2009-2010



Westport Police Department

Alarm Ordinance Revenue

Fiscal Year 2009-2010



Westport Police Department

Revenue Provided to the Town

Fiscal Year 2009-2010

